



Deer View Malvern View Country Park, Stanford Bishop, WR6 5UB Offers In Excess Of £130,000

Stunning Three Bedroom Park Home in Idyllic Worcestershire Countryside

We are delighted to present this beautiful three bedroom park home, nestled in the heart of the picturesque Worcestershire countryside. This stunning property boasts breathtaking views, open plan living, and excellent access to the surrounding countryside, making it the perfect retreat for nature lovers and those seeking a peaceful lifestyle.

The park home is situated in a short drive away from the local market town of Bromyard and only a twenty five minute drive to the exciting city of Worcester.

Front of Property

The property is approached by a large driveway that leads to the decking seating area.

Living Room/ Kitchen 21'6 x 22' (6.55m x 6.71m)

The property opens directly into the open plan living area complete with: carpet, Vinal in the kitchen, double glazed windows, 5 pendant ceiling lights, spot lights, electric fire, 2 double panelled radiators, french doors opening out onto the decking area, range of ground level and eye level units, ground oven, double sink, part tiled walls, sky lights, microwave oven.

Utility 9'4 x 4'9 (2.84m x 1.45m)

Tile look vinyl, sport lights, stainless steel sink. range of ground and eye level units, double glazed windows to side aspect, built-in storage, double panelled radiator

Hallway

Half carpeted, half tile vinal floor, spot lights, double panelled radiator,

Bedroom One 14' 2 x 15'2 (4.27m 0.61m x 4.62m)

carpeted, double panelled radiator, double glazed windows to rear and side, pendant ceiling light, in-built desk, in-built storage

En-Suite 5'9 x 5'5 (1.75m x 1.65m)

Tile vinal flooring, double glazed window to rear aspect, vanity mirror, walk-in shower, double panelled radiator, spot lights, wash hand basin, low flush WC, part tiled walls

Bedroom Two 8'4 x 11'4 (2.54m x 3.45m)

Carpeted, double glazed windows to side aspect, built-in cupboard, pendant ceiling light, spot lights,

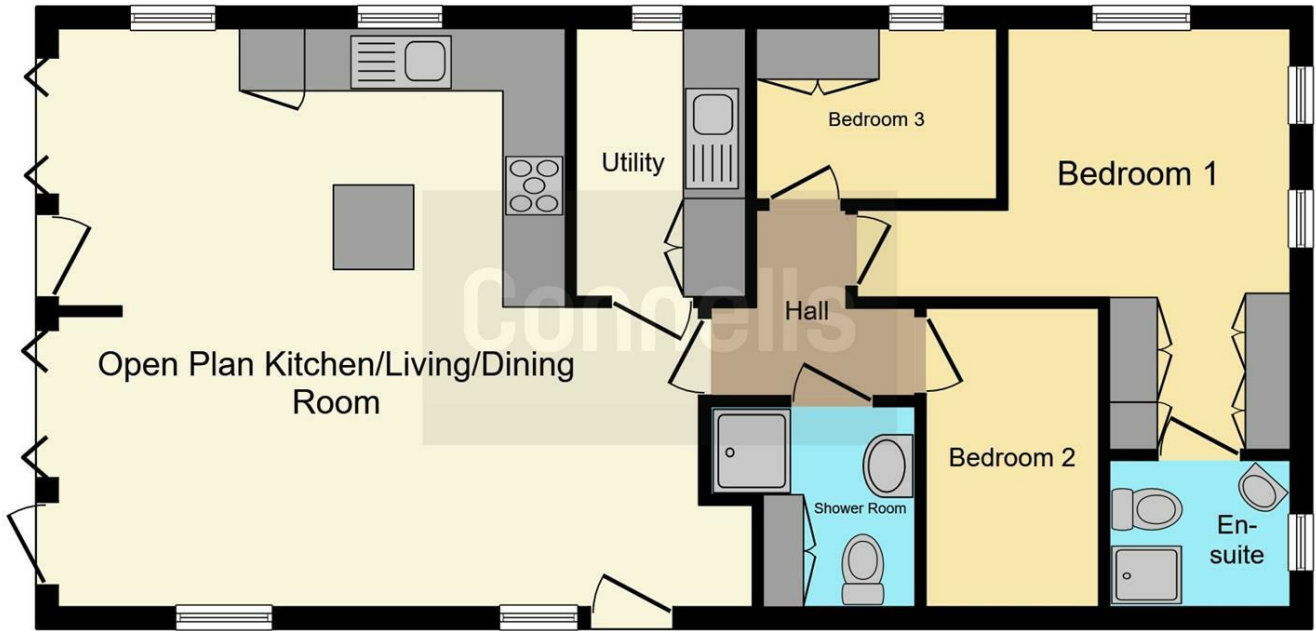
Bedroom Three 6'8 x 9'1 (2.03m x 2.77m)

carpet, in-built store, spot lights, double glazed windows, double panelled radiator

Bathroom 8'6 x 6'2 (2.59m x 1.88m)

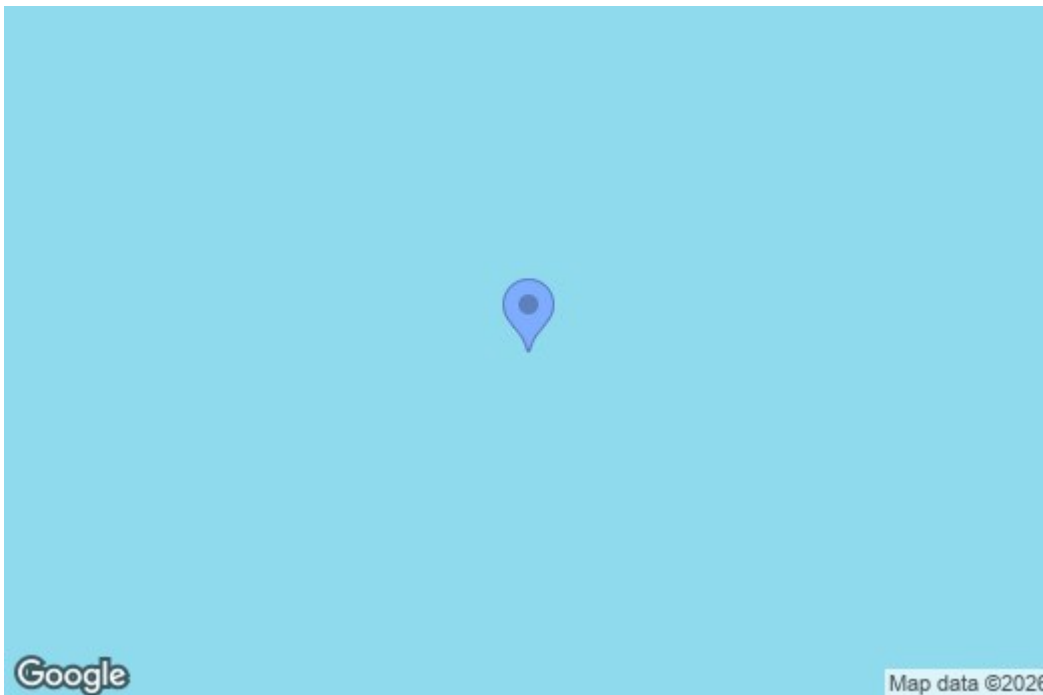
Tile vinyl floor, double glazed window to side aspect, double panelled radiator, wash hand basin, walk-in shower, low flush WC, storage, vanity mirror, part tiled walls,

Floor Plan

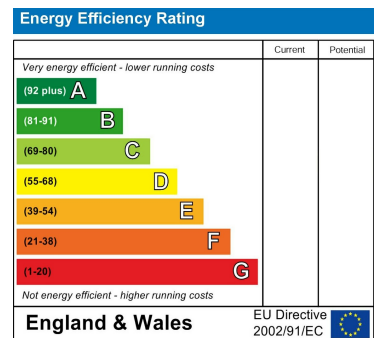
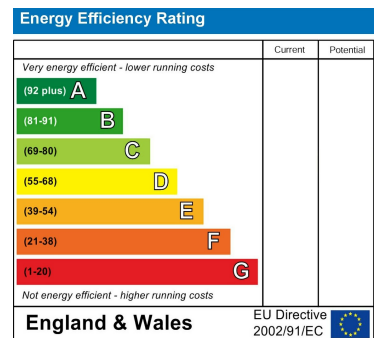


This floor plan is for illustrative purposes only. It is not drawn to scale. Any measurements, floor areas (including any total floor area), openings and orientation are approximate. No details are guaranteed, they cannot be relied upon for any purpose and they do not form part of any agreement. No liability is taken for any error, omission or misstatement. A party must rely upon its own inspection(s). Powered by www.focalagent.com

Area Map



Energy Efficiency Graph



These particulars, whilst believed to be accurate are set out as a general outline only for guidance and do not constitute any part of an offer or contract. Intending purchasers should not rely on them as statements of representation of fact, but must satisfy themselves by inspection or otherwise as to their accuracy. No person in this firm's employment has the authority to make or give any representation or warranty in respect of the property.